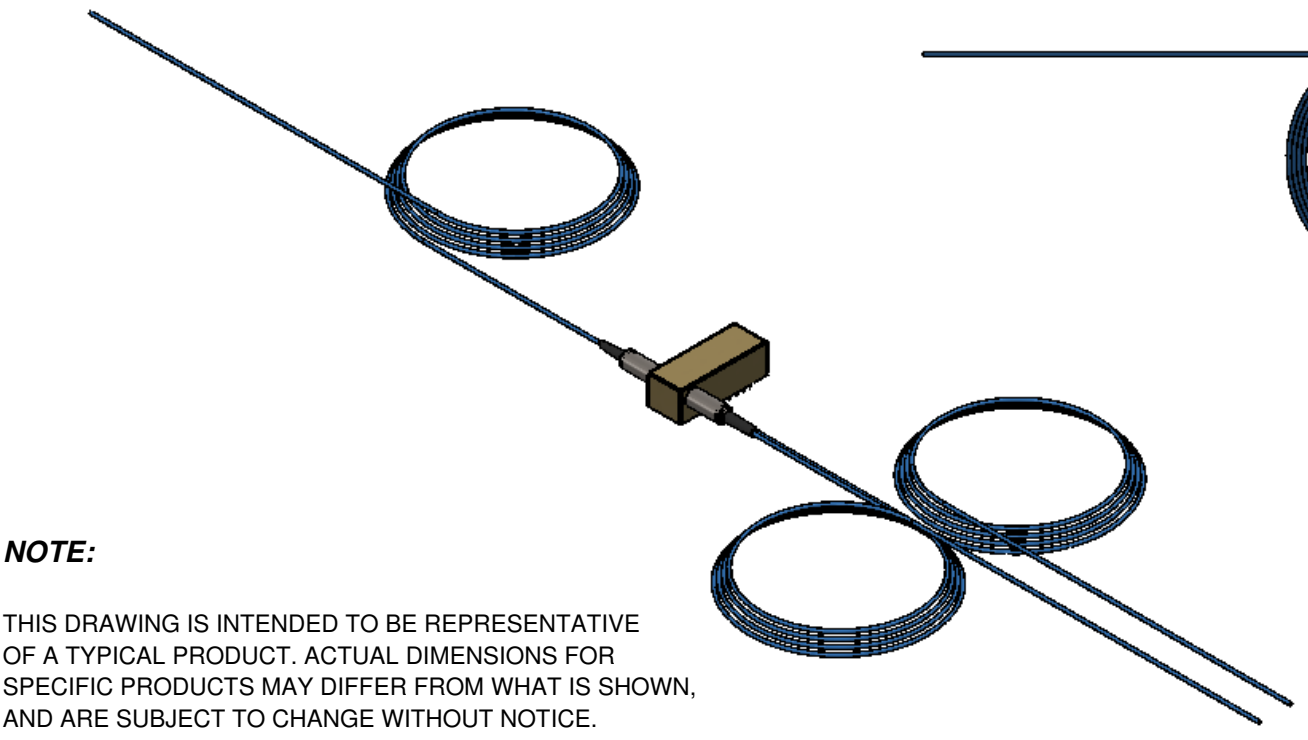
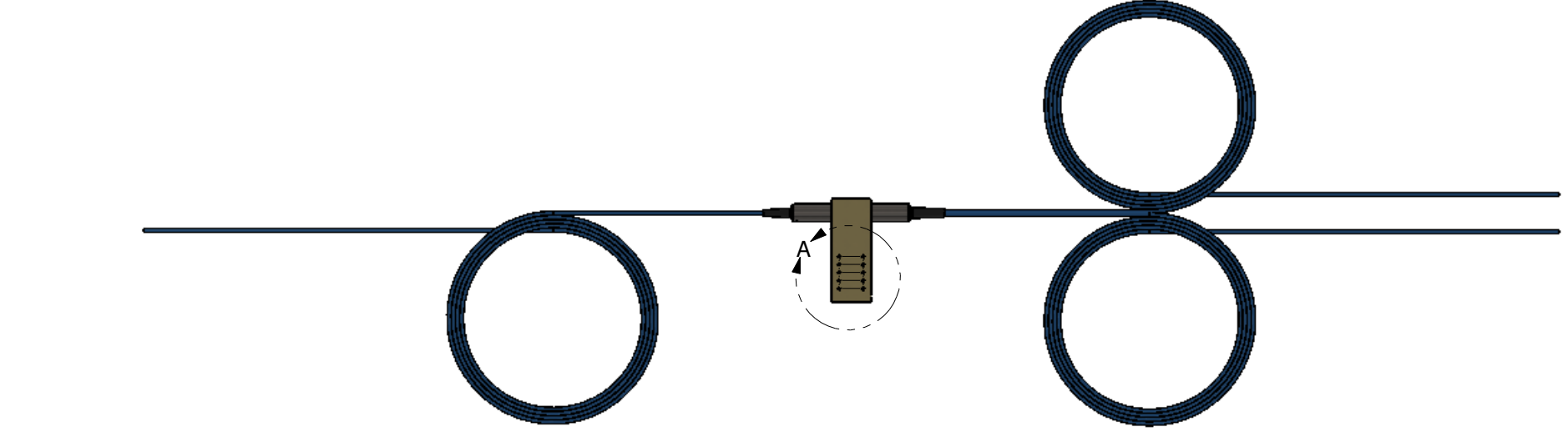
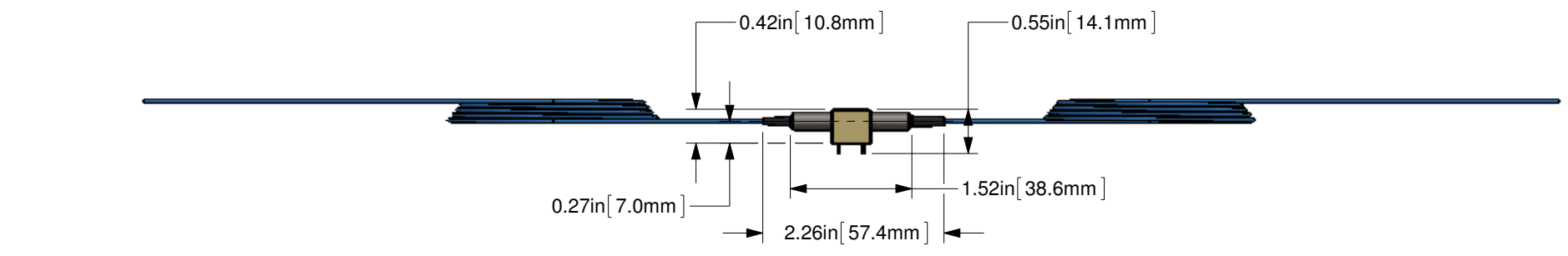
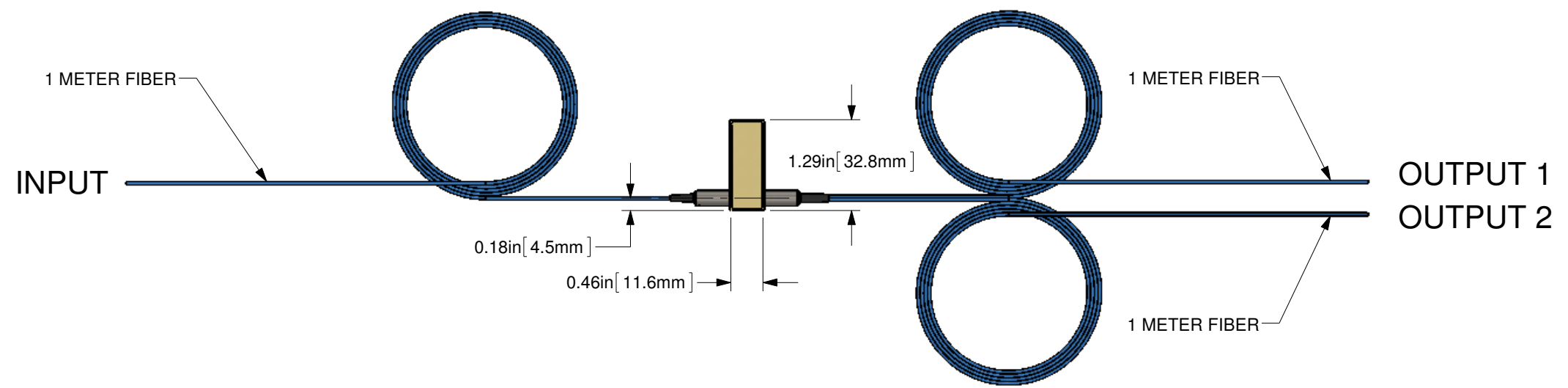


DETAIL A



NOTE:
THIS DRAWING IS INTENDED TO BE REPRESENTATIVE OF A TYPICAL PRODUCT. ACTUAL DIMENSIONS FOR SPECIFIC PRODUCTS MAY DIFFER FROM WHAT IS SHOWN, AND ARE SUBJECT TO CHANGE WITHOUT NOTICE. CONTACT OZ OPTICS FOR SPECIFICATIONS FOR ORDER.

A		N/A		ORIGINAL ISSUE		P.S.	28-JUL-2021
REV.	ECR REF#	DESCRIPTION		ENG. BY	DATE		
DRAWN BY: P. Summers		DATE: 9/15/2021		UNLESS NOTED OTHERWISE, DIMENSIONS ARE IN INCHES, MILLIMETERS ARE IN SQUARE BRACKETS, AND TOLERANCES APPLY AS SHOWN BELOW.		PART BARCODE #: 48047	
CHECKED BY:		DATE:		INCHES		219 WESTBROOK ROAD OTTAWA, ONTARIO CANADA K0A 1L0	
M/S CHECKED BY:		DATE:		BASIC DIMENSION .XX .XXX		www.ozoptics.com	
APVD BY:		DATE:		BELOW 4 ±.01 ±.005		DESC. FIBER OPTIC SWITCH	
PROJECTION:		DATE:		OVER 4 ±.02 ±.01		PART NO. FOS-12N-8/125-P-1550-XXX-1-1-N-LL	
CONFIDENTIAL THIS PRINT IS THE EXCLUSIVE PROPERTY OF OZ OPTICS AND MUST BE RETURNED UPON REQUEST. UNAUTHORIZED USE, MANUFACTURE OR REPRODUCTION IN WHOLE OR IN PART IS PROHIBITED.		ANGULAR DIMENSIONS		BASIC DIMENSION X .XX		REV. A	
		ALL ANGLES ±2.5° ±0.5°		BELOW 101.6 ±.25 ±.10		SCALE: 1:2	
		SURFACE FINISH		OVER 101.6 ±.50 ±.20		SIZE: B	
		MILLED 125u		PROFILED 63u		DWG.# 4000-0570	
						SHEET 1 OF 1	

