
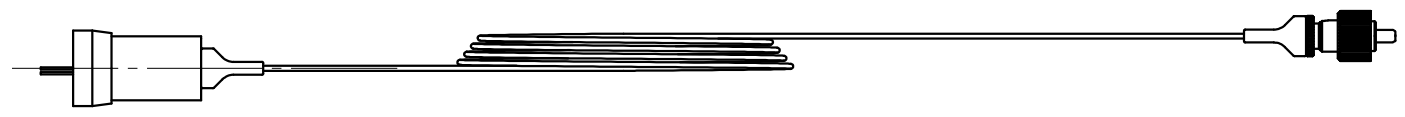
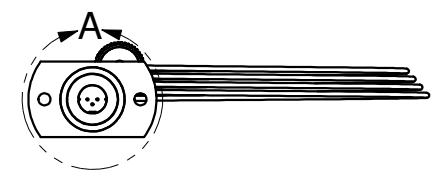
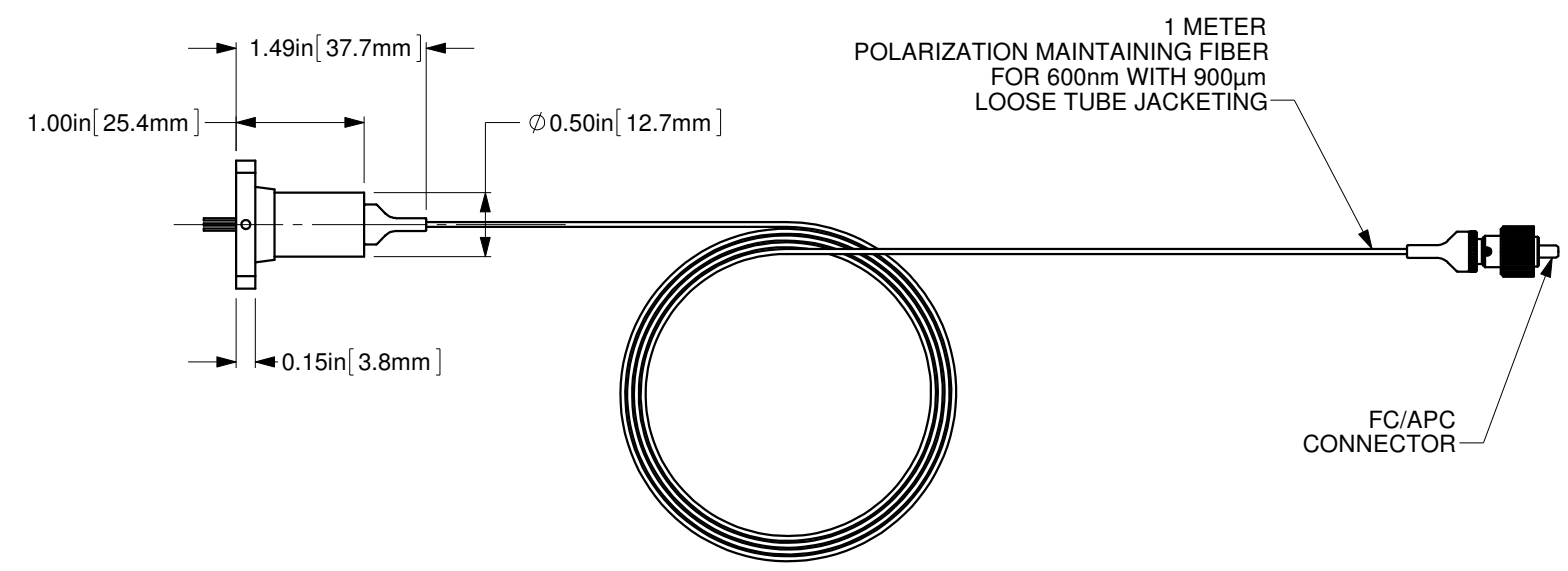
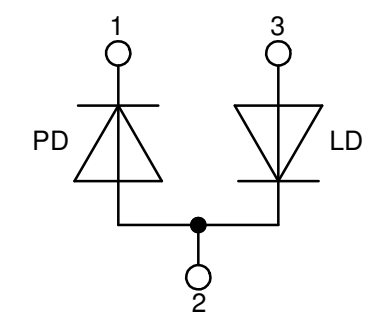


DETAIL A
SCALE 3 : 1



DIODE USED: HL6738MG



ALL DIMENSIONS ARE IN INCHES		A	N/A	ORIGINAL ISSUE	P.S.	06-JAN-2020	
DRAWN BY: P. Summers	DATE: 1/6/2020	REV.	ECR REF#	DESCRIPTION	ENG. BY	DATE	
CHECKED BY:	DATE:	UNLESS NOTED OTHERWISE, DIMENSIONS ARE IN INCHES, MILLIMETERS ARE IN SQUARE BRACKETS, AND TOLERANCES APPLY AS SHOWN BELOW.				PART BARCODE # 53515	
M/S CHECKED BY:	DATE:	INCHES		219 WESTBROOK ROAD OTTAWA, ONTARIO CANADA K0A 1L0 www.ozoptics.com			
APVD BY:	DATE:	BASIC DIMENSION	DECIMAL PLACES	DESC. LASER DIODE TO FIBER COUPLER			
PROJECTION:		BELOW 4	.XX .XXX	PART NO. LDPC-07-640-4/125-P-40-3A-1-1-30-80LD			
CONFIDENTIAL THIS PRINT IS THE EXCLUSIVE PROPERTY OF OZ OPTICS AND MUST BE RETURNED UPON REQUEST. UNAUTHORIZED USE, MANUFACTURE OR REPRODUCTION IN WHOLE OR IN PART IS PROHIBITED.		OVER 4	±.01 ±.005 ±.01	REV A			
		MILLIMETERS		SIZE: B	DWG.# 4000-0308	SHEET 1 OF 1	
		BASIC DIMENSION	.X .XX	SCALE: 1:1.5			
		BELOW 101.6	±.25 ±.10				
		OVER 101.6	±.50 ±.20				
		ANGULAR DIMENSIONS					
		BASIC DIMENSION	X X.X				
		ALL ANGLES	±2.5° ±0.5°				
		SURFACE FINISH	MILLED PROFILED				
			125u 63u				