

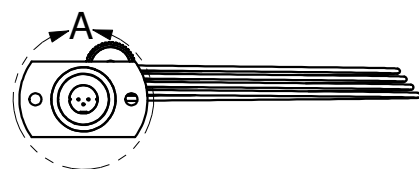
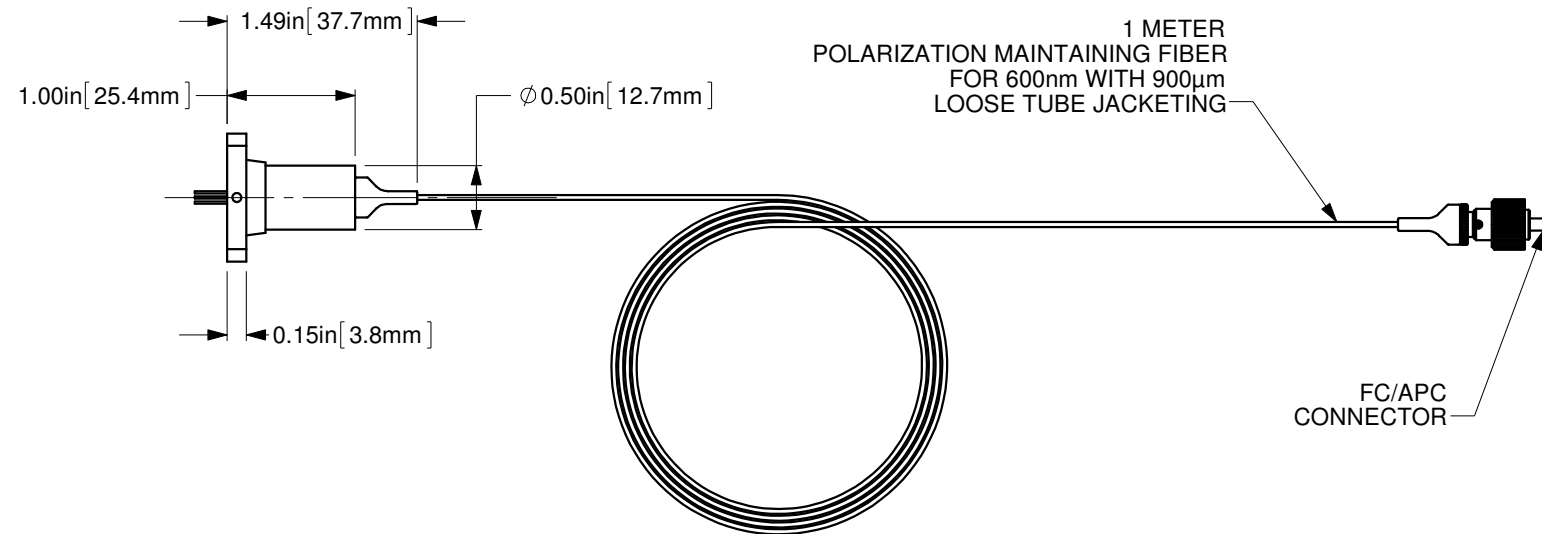
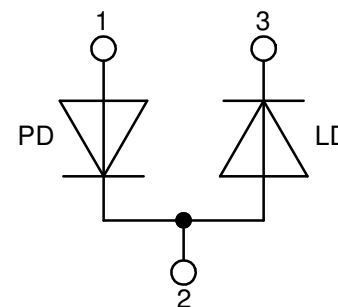


DETAIL A  
SCALE 3 : 1



DIODE USED: HL6366DG



<b>ALL DIMENSIONS ARE IN INCHES</b>		A	N/A	ORIGINAL ISSUE	P.S.	06-JAN-2020	
DRAWN BY: P. Summers	DATE: 1/6/2020	REV.	ECR REF#	DESCRIPTION	ENG. BY	DATE	
CHECKED BY:	DATE:	UNLESS NOTED OTHERWISE, DIMENSIONS ARE IN INCHES, MILLIMETERS ARE IN SQUARE BRACKETS, AND TOLERANCES APPLY AS SHOWN BELOW.				PART BARCODE # <b>53511</b>	
M/S CHECKED BY:	DATE:	INCHES		219 WESTBROOK ROAD OTTAWA, ONTARIO CANADA K0A 1L0			
APVD BY:	DATE:	BASIC DIMENSION	DECIMAL PLACES	www.ozoptics.com			
PROJECTION:		BELOW 4	.XX .XXX	DESC. <b>LASER DIODE TO FIBER COUPLER</b>			
		OVER 4	±.01 ±.005 ±.02 ±.01				
		MILLIMETERS		PART NO. <b>LDPC-07-640-4/125-P-40-3A-1-1-30-80LD</b>			
		BASIC DIMENSION	.X .XX	REV <b>A</b>			
		BELOW 101.6	±.25 ±.10	SIZE: <b>B</b> DWG.# <b>4000-0304</b> SHEET 1 OF 1 SCALE: <b>1:1.5</b>			
		OVER 101.6	±.50 ±.20				
		ANGULAR DIMENSIONS					
		BASIC DIMENSION	X X.X				
		ALL ANGLES	±2.5° ±0.5°				
		SURFACE FINISH	MILLED PROFILED				
			125u 63u				

CONFIDENTIAL  
THIS PRINT IS THE EXCLUSIVE PROPERTY OF OZ OPTICS AND MUST BE RETURNED UPON REQUEST. UNAUTHORIZED USE, MANUFACTURE OR REPRODUCTION IN WHOLE OR IN PART IS PROHIBITED.