
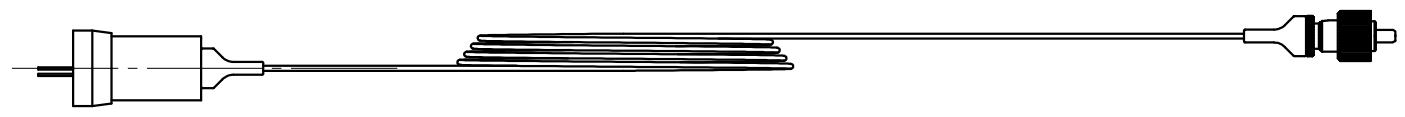
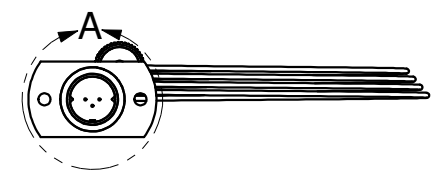
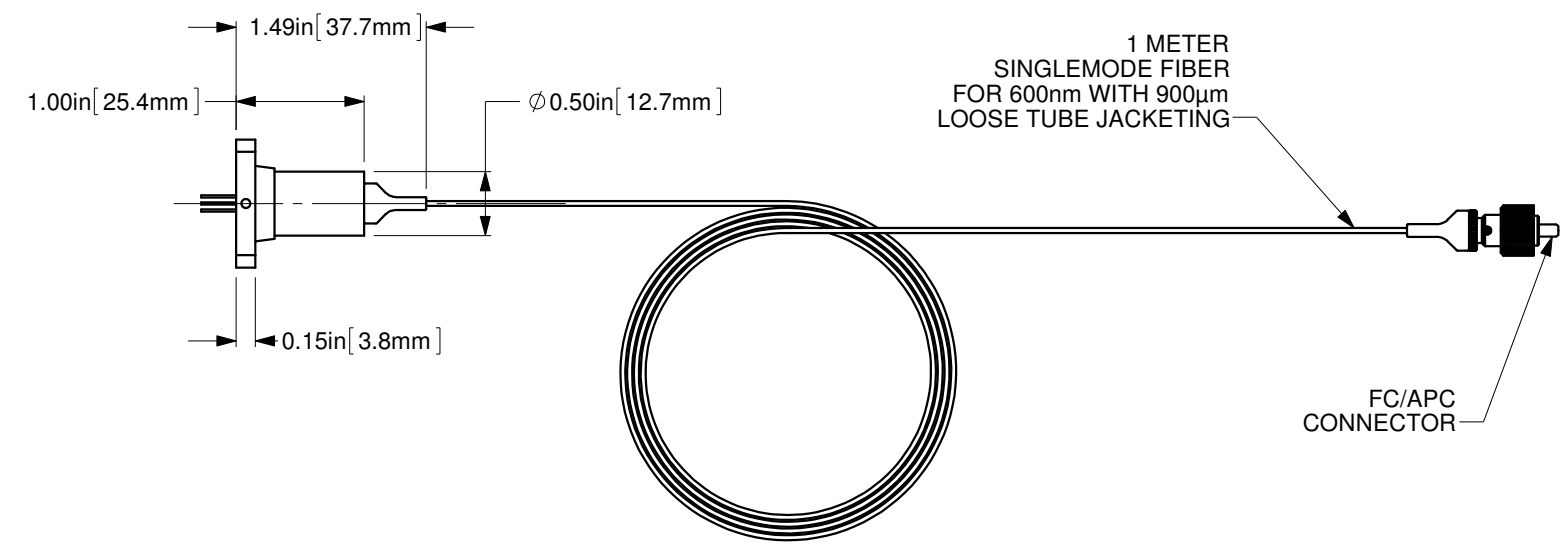
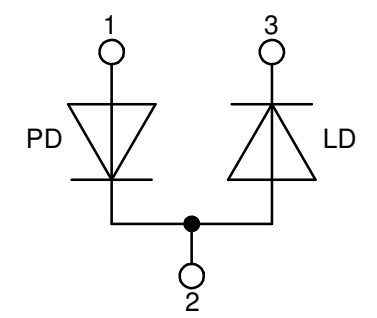


DETAIL A
SCALE 3 : 1



DIODE USED: HL6714G-A



| ALL DIMENSIONS ARE IN INCHES | | A | N/A | ORIGINAL ISSUE | P.S. | 06-JAN-2020 |
|---|----------|----------------|-------------|--|------|-------------|
| REV. | ECR REF# | REV. | DESCRIPTION | ENG. BY | DATE | |
| | | | | | | |
| DRAWN BY: P. Summers | | DATE: 1/6/2020 | | UNLESS NOTED OTHERWISE, DIMENSIONS ARE IN INCHES, MILLIMETERS ARE IN SQUARE BRACKETS, AND TOLERANCES APPLY AS SHOWN BELOW. | | |
| CHECKED BY: | | DATE: | | INCHES | | |
| M/S CHECKED BY: | | DATE: | | BASIC DIMENSION .XX .XXX | | |
| APVD BY: | | DATE: | | BELOW 4 ±.01 ±.005 | | |
| PROJECTION: | | DATE: | | OVER 4 ±.02 ±.01 | | |
| | | | | MILLIMETERS | | |
| | | | | BASIC DIMENSION .X .XX | | |
| | | | | BELOW 101.6 ±.25 ±.10 | | |
| | | | | OVER 101.6 ±.50 ±.20 | | |
| | | | | ANGULAR DIMENSIONS | | |
| | | | | BASIC DIMENSION X X.X | | |
| | | | | ALL ANGLES ±2.5° ±0.5° | | |
| | | | | SURFACE FINISH | | |
| | | | | MILLED 125u | | |
| | | | | PROFILED 63u | | |
| | | | | SIZE: B | | |
| | | | | DWG.# 4000-0286 | | |
| | | | | SHEET 1 OF 1 | | |
| | | | | SCALE: 1:1.5 | | |
| PART NO. LDPC-07-670-4/125-S-40-3A-1-1-30-10LD | | | | REV A | | |
| DESC. LASER DIODE TO FIBER COUPLER | | | | PART BARCODE # 53492 | | |
| 219 WESTBROOK ROAD OTTAWA, ONTARIO CANADA K0A 1L0 | | | | www.ozoptics.com | | |
| OZ OPTICS LIMITED | | | | | | |

CONFIDENTIAL
THIS PRINT IS THE EXCLUSIVE PROPERTY OF OZ OPTICS AND MUST BE RETURNED UPON REQUEST. UNAUTHORIZED USE, MANUFACTURE OR REPRODUCTION IN WHOLE OR IN PART IS PROHIBITED.