
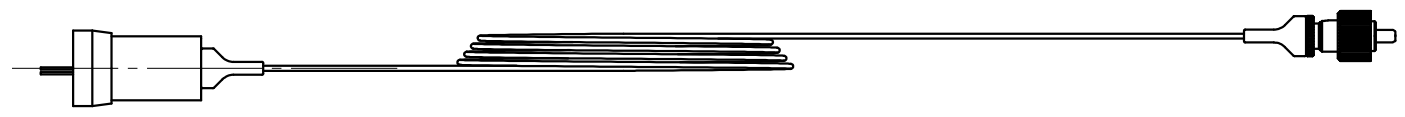
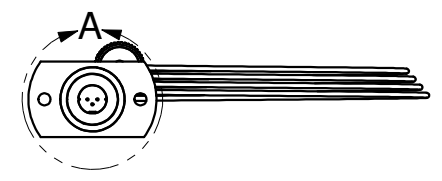
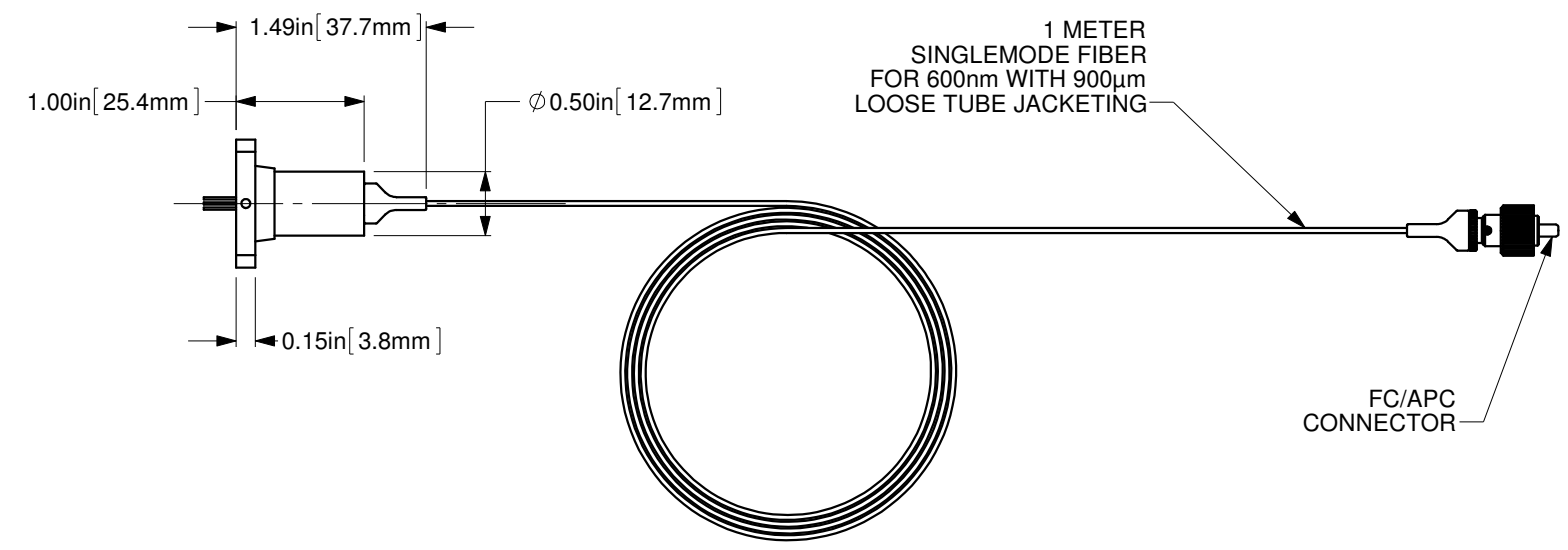
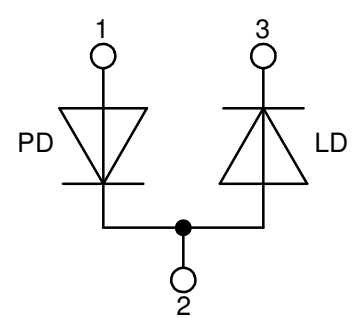


DETAIL A  
SCALE 3 : 1



DIODE USED: HL6362MG



ALL DIMENSIONS ARE IN INCHES		A	N/A	ORIGINAL ISSUE	P.S.	06-JAN-2020	
REV.	ECR REF#	REV.	DESCRIPTION	ENG. BY	DATE		
DRAWN BY:	DATE:	UNLESS NOTED OTHERWISE, DIMENSIONS ARE IN INCHES. MILLIMETERS ARE IN SQUARE BRACKETS, AND TOLERANCES APPLY AS SHOWN BELOW.				PART BARCODE #	
P. Summers	1/6/2020					53488	
CHECKED BY:	DATE:					219 WESTBROOK ROAD OTTAWA, ONTARIO CANADA K0A 1L0	
M/S CHECKED BY:	DATE:					www.ozoptics.com	
APVD BY:	DATE:					DESC. LASER DIODE TO FIBER COUPLER	
PROJECTION:						PART NO. LDPC-07-635-4/125-S-40-3A-1-1-30-40LD	REV A
CONFIDENTIAL THIS PRINT IS THE EXCLUSIVE PROPERTY OF OZ OPTICS AND MUST BE RETURNED UPON REQUEST. UNAUTHORIZED USE, MANUFACTURE OR REPRODUCTION IN WHOLE OR IN PART IS PROHIBITED.		SURFACE FINISH		MILLED 125u		PROFILED 63u	
		ANGULAR DIMENSIONS		X ±2.5°		X.X ±0.5°	
		BASIC DIMENSION		X		X.X	
		BELOW 101.6		±.25		±.10	
		OVER 101.6		±.50		±.20	
		DECIMAL PLACES		.XX		.XXX	
		BELOW 4		+.01		+.005	
		OVER 4		+.02		+.01	
		DECIMAL PLACES		.X		.XX	
		BELOW 101.6		±.25		±.10	
		OVER 101.6		±.50		±.20	
		MILLIMETERS		SIZE: B		DWG.# 4000-0282	
		SURFACE FINISH		SHEET 1 OF 1		SCALE: 1:1.5	

